


# focus

## TECHNICAL DATASHEET

# E350

FOCUS LIMITOR/E-Series  
On/Off Multi-Turn Electric Actuator



**Factory**

Ivedik OSB 1354.

Cadde 1357, Sokak No:38

Ankara|Türkiye



# E350

**380-400V, 3pH,  
50Hz Multi-Turn,  
On/Off**

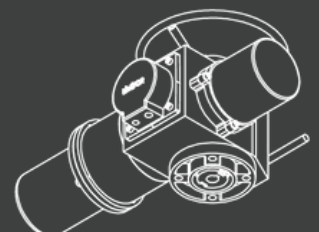
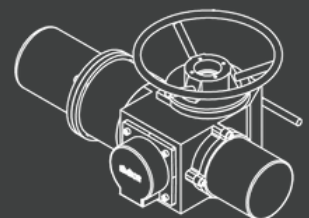
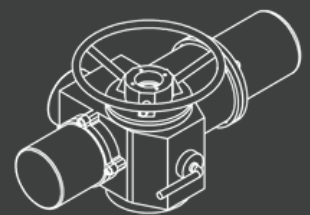
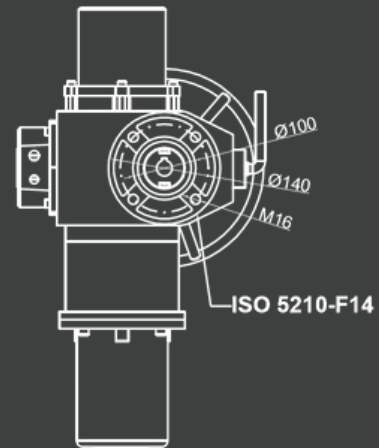
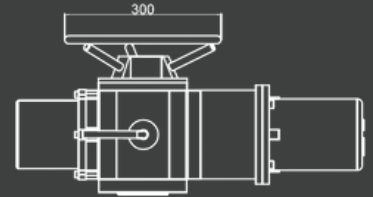
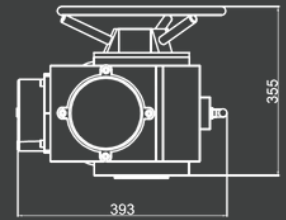
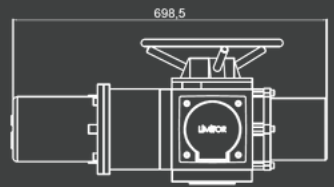
## General features:

- Type: E350
- Operation: Only remote
- Position Control: Limit & torque switches
- 2 Limit and 2 torque switches
- S4-25% minutes duty
- 3 Phase, 380-400V, 50Hz
- Torque: 350 N/m
- Output Speed: 36 RPM
- Motor Power: 2,2 kW
- Insulation: Class H
- Enclosure: IP68
- Motor protection: Thermo switches (PTC)
- Flange-Gearbox Connection: ISO 5210 F14
- Coupling: B4
- Hand-wheel for emergency situations
- Main pin connector (easy electric connection)
- Motor pin connector (easy maintenance)
- Control unit pin connection (modular design, easily attach a Matic unit later on)
- Full cast aluminum body
- Auto-lock system
- Maximum stem diameter (for valves): 35mm
- Maximum stem diameter (for penstocks): 50mm
- Easy switch settings

## Alternative or additional features (might cause price difference)

- 4-20 mA transmitter
- 4-20 mA positioner
- Mechanical position indicator
- Non-Instructive switch
- Output speed : 72 Rpm
- Coupling :A-Type coupling (unmanchnied)

*Additional notes ( if any):*



# WIRING DIAGRAM

## E350

220/380-400V, 1-3pH,  
50Hz Multi -Turn

