

# focus

## TECHNICAL DATASHEET

# E250&ICU+

FOCUS LIMITOR/E-Series  
Modulating Multi-Turn Electric  
Actuator



**Headquarter**  
Mutlukent Mahallesi,  
2016/1 Sokak, No:32  
Çankaya, Ankara|Türkiye

+90 312 286 0906  
sales@denz.co

**Factory**  
Ivedik OSB 1354.  
Cadde 1357,Sokak No:38  
Ankara|Türkiye



# E250&ICU+

220/380-400V, 1-3pH, 50Hz  
Multi -Turn, Modulating  
Integral Control Unit+  
(ICU+)

**General features:**

- Type: E250&ICU+
- Operation: Remote and local (ICU+)
- Position Control: Limit & torque switches
- 2 Limit and 2 torque switches
- S4-25% duty
- 1-3 Phase, 220/380-400VAC, 50Hz
- Torque: 250 N/m
- Output Speed: 36 RPM
- Motor Power: 1,1 kW
- Insulation: Class H
- Enclosure: IP68
- Motor Protection: Thermo switches (PTC)
- Flange-Gearbox Connection: ISO 5210 F14
- Coupling: B4
- Hand-wheel for emergency situations
- Main pin connector (easy electric connection)
- Motor pin connector (easy maintenance)
- Control unit pin connection (modular design, easily remove ICU+ later on)
- Full cast aluminum body
- Auto-lock system
- Maximum stem diameter (for valves): 35mm
- Maximum stem diameter (for penstocks): 50mm
- Easy switch settings

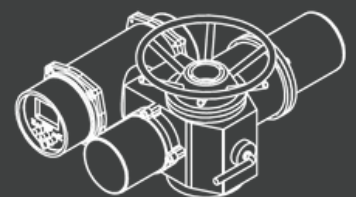
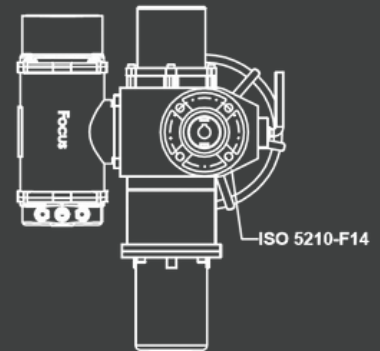
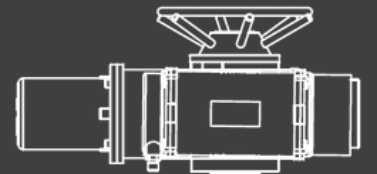
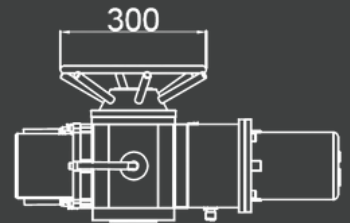
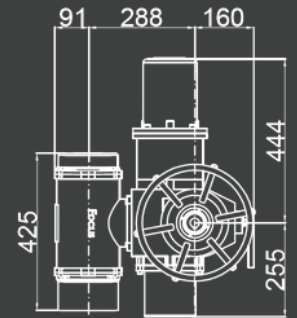
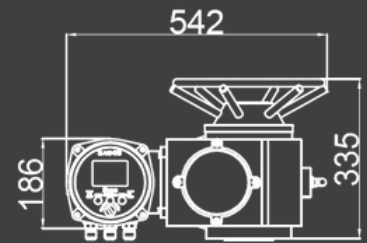
**ICU features:**

- LCD Display, English and user-friendly
- Interface Local-Remote switch
- Configuration buttons (Open, Stop, Close)
- LED Indication lights (Open switch, close switch, open torque, close torque)
- General fault indicator
- Reversing control (Automatically correct the phases)
- Transmitter & Positioner
- Programmable behavior on loss of signal
- Analogue output signal as 4-20 mA

**Alternative or additional features (might cause price difference)**

- Wall mounting bracket
- Modbus
- Profibus
- Non-Instructive switch
- Output speed: 72 Rpm
- Coupling: A-Type coupling (unmachnied)
- 220V
- Bluetooth

*Additional notes ( if any):*



# WIRING DIAGRAM

## E250&ICU+

220/380-400V, 1-3pH, 50Hz  
Multi -Turn

