



L16

Full Welded Ball Valve

Product Description

DENZ L16 Full-Welded Ball Valves operate by using a ball with the same diameter as the pipeline. Within the stem, a body made of 3 pieces of high-pressure steel pipes is welded. The ball is rotated a quarter turn (90°) between teflon seats, parallel or perpendicular to the flow axis.



Application Areas

- Natural gas
- LPG
- Steam boilers and steam systems
- Pressurized air systems
- Determined chemical fluids

Versions

- Various types of balls, stems and body material types are available
- With handlever
- With gearbox
- With ISO top flange
- With pneumatic actuator
- With electrical actuator

Connection Types

Welded end	to	Male Threads
Welded end		Female Threads
Flange		Flange
Female Threads		Welded end
Male Threads		Welded end

Production References

Size Range	DN15 - DN250
Pressure Range	PN10/16/25/40
Temperature	220°C
Face to face	EN 12627
Design	EN 12627
Connection	Welded End / Flanged - EN1092-2
Testing	EN 12266-1
Marking	EN 19





Product Features



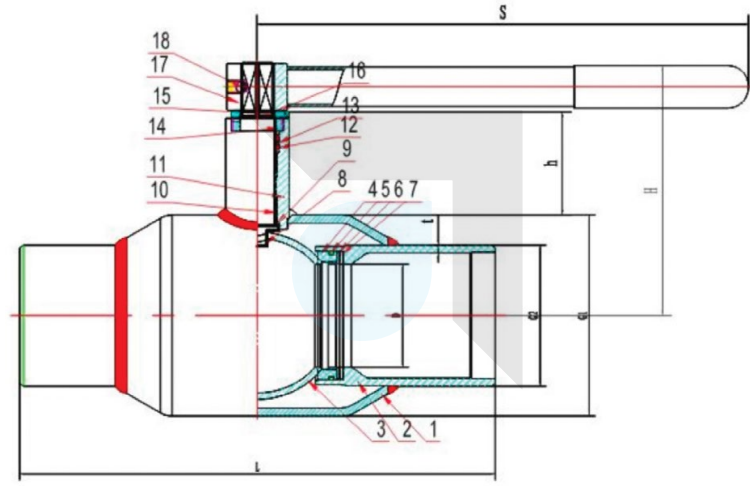
- The use of fully automated welding machines ensures smooth and flawless body binding.
- Due to the non-mechanical nature of assembly, non-leakage is possible from the body.
- Having a single body design, it eliminates stress and elongation/compression on the pipeline caused by high temperature differences.
- The stem length and extension spindles can be customized. Underground installation is possible with this product.
- The device can be directly connected to the pump without any additional intermediary components.
- The DENZ-L16 is suitable for the installation of actuators and gearboxes.
- This pipe shaped body makes it easy to insulate since it is shaped like a pipe.
- This valve should be used in either a fully open or fully closed position, depending on your preference.
- You may be able to operate it with lower torque ratings.
- 100% of the valves are subjected to Hydrostatic tests according to EN 12266-1. Pressure for seat: PN x 1.1, for shell: PN x 1.5

» 2






Dimensions



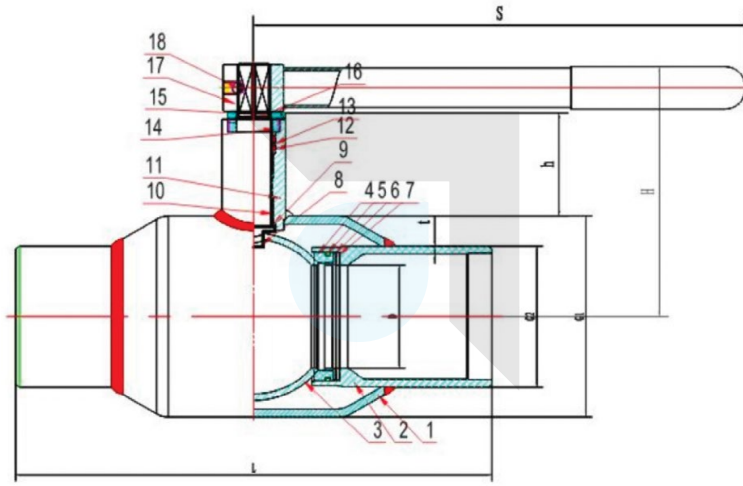
DN	PN	L	D	G1	G2	H	h	t	s
15	40	230	10	33.7	21.3	85	42	2	115
20	40	230	15	42.4	26.7	90	40	2.3	115
25	40	230	20	48.3	33.7	95	40	2.6	150
32	40	260	25	60.3	42.4	100	38	2.6	150
40	40	260	32	76.1	48.3	130	50	2.6	170
50	40	300	39.5	88.9	60.3	135	50	2.9	170
65	25	300	50	108	76.1	150	53	2.9	290
80	25	300	65	127	88.9	175	65	3.2	310
100	25	325	81.5	159	114	210	75	3.6	380
125	25	325	102	193.7	140	235	77	4	400

Units: mm / indicative dimensions & weights





Materials



#	Part	Material
1	Body Pipe	ST37 Steel - 1.0037
2	Connection Pipe	ST37 Steel - 1.0037
3	Ball	Stainless Steel AISI 304
4	Seat	PTFE+C
5	Seat O-Ring	FPM
6	Support Ring	Stainless Steel 60Si2Mn
7	Disc Spring	Stainless Steel 60Si2Mn
8	Stem	2Cr13(304)
9	Thrust Gasket	Graphite
10	Bearing	Mild Steel
11	Branch Pipe	ST37 Steel - 1.0037
12	Stem O-Ring	FPM
13	Gasket	Graphite
14	Packing Gland	Stainless Steel AISI 304
15	Stop Block	Stainless Steel AISI 304
16	Circlip	Stainless Steel
17	Lever	ST37 Steel - 1.0037
18	Hexagonal Screw	ST37 Steel - 1.0037

4

