


## J14

Externally Pressurized Expansion Joint

### Product Description

DENZ J14 Externally Pressurized Expansion Joints are recommended in applications that require large thermal expansions (axial compression or axial extension). In the case of long piping installations, it is the best choice when it comes to absorbing axial movements. J14 Externally Pressurized Expansion Joint is also known as the X-Pressed Expansion Joint.



### Production References

<b>Size Range</b>	DN25-250
<b>Pressure Range</b>	PN10-16-25-40
<b>Temperature</b>	550°C
<b>Design</b>	EN 14917 & EJMA
<b>Face to Face</b>	EN 14917
<b>Connection</b>	EN 1092-2 Rotating Flanged, Fixed Flanged, Welding End
<b>Testing</b>	EN12266-1
<b>Marking</b>	EN 19
<b>Expansion Range</b>	30 mm (-20 + 10), 45 mm (-30+15), 60 mm (-40+20), 90mm (-60 +30), 120 mm (-80mm +40)



Type No	Product Variations	
J14RF30	Rotating Flanged	$\Delta L=30\text{mm.}$
J14RF60	Rotating Flanged	$\Delta L=60\text{mm.}$
J14RF90	Rotating Flanged	$\Delta L=90\text{mm.}$
J14RF120	Rotating Flanged	$\Delta L=120\text{mm.}$
J14FF30	Fixed Flanged	$\Delta L=30\text{mm.}$
J14FF60	Fixed Flanged	$\Delta L=60\text{mm.}$
J14FF90	Fixed Flanged	$\Delta L=90\text{mm.}$
J14FF120	Fixed Flanged	$\Delta L=120\text{mm.}$
J14WE30	Welding End	$\Delta L=30\text{mm.}$
J14WE60	Welding End	$\Delta L=60\text{mm.}$
J14WE90	Welding End	$\Delta L=90\text{mm.}$
J14WE120	Welding End	$\Delta L=120\text{mm.}$

Material Selection			
Bellow	Stainless Steel AISI304	Extension Pipe	ST37 Steel
	Stainless Steel AISI316		Stainless Steel AISI304
	Stainless Steel AISI321		Stainless Steel AISI316
Inner Pipe	ST37 Steel	Outer Pipe	ST37 Steel
	Stainless Steel AISI304		Stainless Steel AISI304
	Stainless Steel AISI316		Stainless Steel AISI316






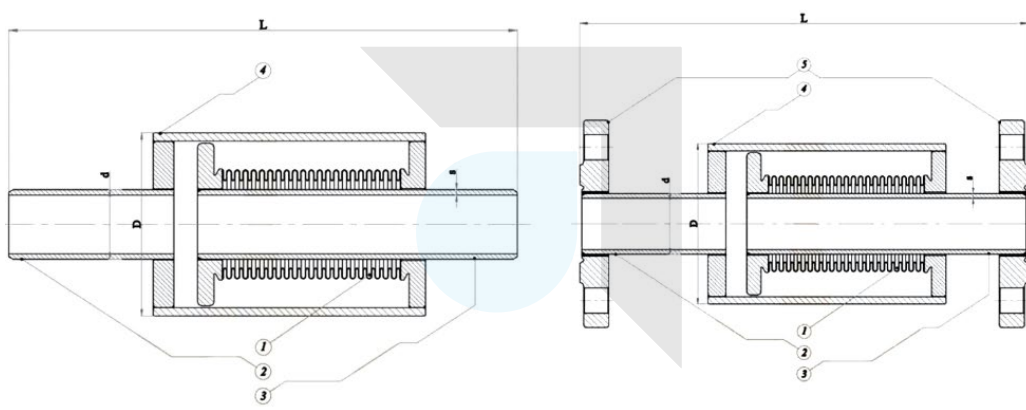
## Product Features

- An intermediate pipeline universal compensator separates two bellows. Designed to absorb large lateral movements.
- To prevent damage to the existing pipeline, it is generally used after crossing points on the basis of buildings with different floor exercises and building collapses.
- It is possible to increase the lateral movement of the expansion joint by increasing the length of the central pipe.
- Compared to a single tied expansion joint, it can take a greater amount of axial, lateral, and angular movement.
- When the universal tied expansion joint is designed with only two tie rods, evenly spaced 180°, the expansion joint will be able to accommodate both lateral and angular movements.
- In order to restrict the angular movement of the expansion joint, four tie rods are positioned at 90° intervals around its circumference.
- More than two tie rods will limit the flexibility of this type of expansion joint to lateral movement only.
- It is commonly used in transition points between buildings with different base levels, during ground movements, and in the event of building collapses to prevent pipeline damage.
- Adapts to thermal differences and absorbs differences.
- The liner option prevents erosion on the bellows that could occur at high flow rates due to vibrations and abrasions.
- Pumps, compressors, and other mechanical equipment will operate more efficiently when metal connectors are used.
- Permits balancing of pipeline lateral and angular movements.
- Due to the rotary flanges, this product is easy to install.
- Reduces the sound transmitted through solids on pumps and compressors caused by mechanical vibrations.
- Provides compensation for thermal movements and vibrations in flue gas ducts of boilers and engines.
- Pumps, fittings and plate heat exchangers may be assembled with the assistance of these tools.
- The use of expansion joints is widespread, particularly in applications that are concerned with safety, health, the environment, durability, and long-term performance.
- Bellows are made from stainless steel strip which is first welded to a thin walled tube and formed to a bellow afterwards.
- There are several types of connection types available, including rotary flanges, welding ends, and fixed flanges.
- A large quantity of stock has been accumulated for quick delivery.






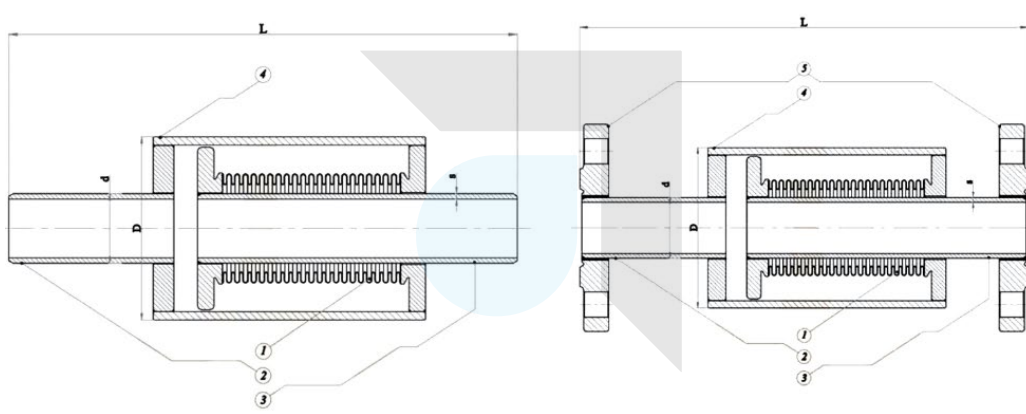
## Materials



#	Part	Material
1	Bellow	Stainless Steel AISI 304 / AISI316 - AISI321
2	Extension Pipe	ST37 / AISI304 - AISI316
3	Inner Pipe	ST37 / AISI304 - AISI316
4	Outer Pipe	ST37 / AISI304 - AISI316
5	Flange	ST37 / AISI304 - AISI316



## Dimensions



Nominal Size		L (mm.) Expansion Range (mm.)				d	s	D	Effective Area (cm <sup>2</sup> )	Bar
DN	Inch	30	60	90	120					
25	1"	275	395	520	-	33.7	2.Jun	88.9	54	40
32	1 1/4"	285	405	530	-	42.4	3.Feb	88.9	54	
40	1 1/2"	295	415	535	-	48.3	3.Feb	88.9	54	
50	2"	300	420	555	710	60.3	3.Jun	114.3	89	
65	2 1/2"	315	430	560	715	76.1	3.Jun	114.3	91	
80	3"	315	435	585	725	88.9	4	139.7	141	25
100	4"	320	450	585	750	114.3	4.May	165	196	
125	5"	335	465	595	765	139.7	5	219.1	272	
150	6"	345	475	615	790	165	5	219.1	346	
200	8"	395	520	685	860	219.1	4.May	323.9	572	
250	10"	420	585	760	950	273	5.Jun	355.6	829	

Units: mm / indicative dimensions & weights

